

TOWNSHIP OF NIPISSING COUNCIL 2014 - 2018

PAT HAUFE, MAYOR

"As all of you are probably aware, our entire Council has been acclaimed for the next four years of service on behalf of the ratepayers of the Township of Nipissing. Thank you for the confidence expressed in our Council term. As Mayor, I am very grateful for your support and eagerly look forward to working with you and for you to ensure our Township continues to be solidly managed, open to positive growth, and prepared to meet the challenges facing us in the years to come. Please take the time to carefully read each of the newsletters we send you. Each one is full of important information updates and valuable reference items. Thank you again for your confidence in our Council as we continue striving to make "Life the Way it Should Be" in the Township of Nipissing." - Pat



TOM BUTLER, COUNCILLOR



"The last four years serving you as Councillor has been an honour for me. Our Council and Staff have worked together famously and have treated each other with respect and professionalism. Communication has been one of the concerns I have had so I have created a Facebook group you can join, called Nipissing Township Events and Announcements. I will send you the information instead of you having to look for it. I'm looking forward to serving you for the next four years and hope to see you come out to the many events taking place in our community." – Tom

DOUGAL CULHAM, COUNCILLOR

"Thank you for your confidence in this Council and I promise to serve you to the best of my ability. Over the next four years I commit to continue with the upgrades to the Alsace Road and the Township in general." – Dougal



TOM PIPER, COUNCILLOR



"It has been a four year learning experience and I'm finally catching on. After the first year on Council I was ready to quit but instead I embraced the situation and represented the Township on several committees. Despite living on an island, I never missed a meeting because of it. I appreciate and thank the ratepayers for the opportunity to work with this Council and Administration for another four years. Hopefully I can continue my learning experience for another term while I work on the initiatives that are my constituent's priorities!" – Tom

LIZ SMITH, COUNCILLOR

"I am pleased and excited to be representing our community for another term as Councillor. I would like to thank our Mayor, Council and Staff for being a supportive team to work with. A huge thank you to all ratepayers for their continued support. I look forward to the next four years. Sincerely – Liz"



BLUE GREEN ALGAE *(Cyanobacteria)*

Blue Green algae, known as 'pond scum', are primitive microscopic bacteria that live in fresh water. They are usually hard to see, but during hot weather, they can rapidly grow to form a large mass, called a bloom. The toxins can irritate the skin and if ingested, cause diarrhea and vomiting. At high enough levels, the toxins may cause liver and nervous system damage. If skin contact does occur, wash with soap and water or rinse thoroughly with clean water to remove algae. Blue-green algae thrive in warm shallow, undisturbed water that receives a lot of sunlight and is rich in phosphorus and nitrogen. Animal and human waste and fertilizers contain phosphorus and nitrogen.

The Ministry of Environment and Climate Change recommends these simple steps to prevent the growth of blue-green algae:

- Use phosphate-free detergents, personal care and household cleaning products
- Avoid using fertilizers on lawns, especially fertilizers that contain phosphorus
- Maintain a natural shoreline on lake and river properties
- Reduce agricultural runoff by planting or maintaining vegetation along waterways and minimize fertilizer use
- Check septic systems to ensure they do not leak into the water source.

Please contact your local health unit for more information. Fact Sheets with more information about Blue-Green Algae can be found at www.healthunit.biz in the HOT TOPICS box. Printed copies of the fact sheets are available at the municipal office.

If you spot blue-green algal blooms, call the: Spills Action Centre 416-325-3000 or 1-800-268-6060. Ontario is concerned about the effects of blue green algal blooms in our water and has a 12-point plan outlining how they are working with many partners, to fight algal blooms in Great Lakes and other lakes and rivers. The plan is available on the website <http://www.ontario.ca/environment-and-energy/blue-green-algae>

FALL/WINTER ROADS UPDATE

As we head into the Fall and Winter season, the Township roads are in great shape. Thank you to everyone who called in when we had trees on the roads, washouts and roadside issues. Working together, we are able to correct all of these issues quickly which keeps everyone safe.

Once the snow arrives please do not plow snow across municipal roads or provincial highways. Snow left on roadways creates a serious safety concern for drivers and can cause maintenance issues for the Road Crew. Also, do not put snow and ice into ditches. The ditches must remain clear to allow for spring run-off and avoid ice damage to roads and unsafe driving surfaces.

Finally, I would like to remind everyone to keep the area around mailboxes clear of snow and ice buildup. Often when the plow trucks go by, the weight of the snow from the road combines with the snow surrounding a mailbox and knocks it down. This is not caused by the plow truck and is not a Township responsibility. Please contact the Township Office if you have any questions or concerns regarding this or any road issues.

Drive safe.

-Dave Yemm, Operations Superintendent

WINTER EMERGENCY PLANNING

Winter weather conditions in Canada can quickly become dangerous, often with little or no warning. Winter storms and excessive cold claim over a 100 lives each year in this country, which is more than the combined number of deaths caused by hurricanes, tornadoes, floods, extreme heat and lightning each year.

Blizzard Safety – Stay indoors and wait it out. If you have to go outside, dress properly to stay warm. In a blizzard, Environment Canada recommends tying one end of a long rope to your door and hold onto the other end to avoid getting lost in the blinding snow. When it becomes time to shovel yourself out after the storm, take your time to avoid over-exertion.

Plan Ahead – Have a storm readiness plan in place. Maintain an emergency pack with a battery-powered flashlight, radio, tools for emergency repair, ready-to-eat food, a first aid kit, blankets, and extra clothing. Keep your car gas tank full in case gas stations close down after a storm and be sure to stock up on heating fuel for your home. Also, have a phone at home that does not require electrical power to work (i.e., a corded phone)

Staying Warm – If you must go outside, wear multiple, thin layers of loose-fitting clothing to trap body heat and promote air circulation. Outer clothing should be tightly woven, hooded and water repellant. Mittens are warmer than gloves. Because most heat is lost through the head, always wear a hat when its cold outside. If it is extremely cold, cover your mouth and exposed skin with a scarf, neck tube or face mask.

In Your Car – Have extra windshield washer fluid and antifreeze on hand. You may also want to prepare two kits – one for your trunk of your car and the other in the cab of your car. Trunk kit should include, shovel, sand, salt, kitty litter or other traction aids; tow chain and booster cables, fire extinguisher, warning light or flares; and extra clothing, including mittens, hats and boots. The kit in the cab of the car should include; flashlight, blanket, first aid kit, matches, candles (in a deep can to warm hands or heat a drink) and emergency food pack.

Emergency preparedness is a shared responsibility. Canadians are encouraged to be prepared to cope for at least the first 72 hours of an emergency, while emergency workers focus on those in urgent need.

Notes from IBC – The Insurance Bureau of Canada – **Are you covered?**

- **Talk to your insurance representative** to ensure you have adequate coverage.
- **Damage to homes caused by hail or wind usually covered.** This includes damage caused by flying debris or falling branches or trees, or damage to your home and contents from water entering through openings caused by wind or hail.
- **Damage to vehicles from wind, hail or water usually covered** if comprehensive or all perils coverage **auto insurance has been purchased.** **This coverage is not mandatory,** so check your policy.
- **Sudden and accidental bursting of plumbing pipes and appliances is covered by all residential policies.** However, damage may not be covered when freezing causes the escape of water. **More info...**visit www.ibc.ca



**IS YOUR FAMILY
PREPARED?**



Township of Nipissing Fire Department

Fire Prevention Week is October 5 – 11, 2014.

This year's theme is ***Smoke Alarms Save Lives: Test Yours Every Month!***

Ontario law requires that working smoke alarms be located on every storey of the home and outside all sleeping areas.

Your safety is your responsibility. Only **working** smoke alarms save lives. In fact, smoke alarms can increase your chances of surviving a fire by up to 50%!

Make sure you:

- Test smoke alarms monthly.
- Change the batteries once a year.
- Replace smoke alarms after 10 years.
- Develop and practice a home fire escape plan with everyone in your household.

Important Smoke Alarm Safety Facts

- All Ontario homes, cottages, trailers and/or occupancies with sleeping areas whether owner-occupied or rented, must have a working smoke alarm on every storey, and outside all sleeping areas.
- If anyone in the household sleeps with the bedroom door closed, install an alarm inside their bedroom.
- Never remove the batteries from smoke alarms. If nuisance alarms are a problem, try moving the alarm to another location or purchase an alarm with a hush feature that temporarily silences the alarm.
- Make sure everyone in the household knows what to do if the smoke alarm sounds.
- Smoke alarms can be electrically powered, battery powered, or a combination of both. If you are installing an electrically powered alarm it is recommended that it have a battery back-up in case of power failures.
- Most smoke alarms employ either ionization or photo-electric technology. Ionization alarms may respond slightly faster to flaming-type fires, while photo-electric alarms may be quicker at detecting slow, smoldering fires.



**Working Smoke Alarms
Save Lives**

Test Yours Every Month!


Fire Prevention Week • October 5–11, 2014



FROM THE FIRE DEPARTMENT

Chimney maintenance is vital to your family's safety.

- Have your chimney inspected and cleaned on a regular basis.
- When possible, burn seasoned woods (dryness of the wood is more important than hard wood versus soft wood).
- Smaller, hotter fires will burn more completely and produce less smoke than larger fires.
- Do not burn cardboard boxes or trash, as they can spark a chimney fire.
- Install stovepipe thermometers, which help monitor flue temperatures where wood stoves are in use, then adjust burning practices as needed.



Volunteers Firefighters needed

What if you called 911 and no one responded to help?

As a volunteer Fire Department, we rely entirely on the pool of available volunteers who are able to respond when the call goes out. Our purpose is to prevent and reduce loss of life, pain and suffering, and property damage. As such, it is crucial to maintain enough trained and qualified volunteers so that we have the necessary personnel numbers to respond to the next fire, medical emergency, motor vehicle accident, or life hazard.

You never know who will need help next; it could be your neighbour, your friend or even a member of your family. Please volunteer to help us help them!

For more information on fire safety or becoming a member of our Fire Department, please visit our website at www.nipissingtownship.com or contact us at 705-724-2144.

LANDFILL & RECYCLING NEWS

THESE ITEMS ARE NOT TO BE PLACED IN HOUSEHOLD GARBAGE OR RECYCLING.

THESE ITEMS ARE HOUSEHOLD HAZARDOUS WASTE.

THEY MUST BE TAKEN TO THE HOUSEHOLD HAZARDOUS WASTE DEPOT IN NORTH BAY FOR PROPER DISPOSAL.


PROPER DISPOSAL IS A MATTER OF HEALTH AND SAFETY.

THE NORTH BAY HOUSEHOLD HAZARDOUS WASTE DEPOT IS LOCATED AT 112 PATTON STREET.

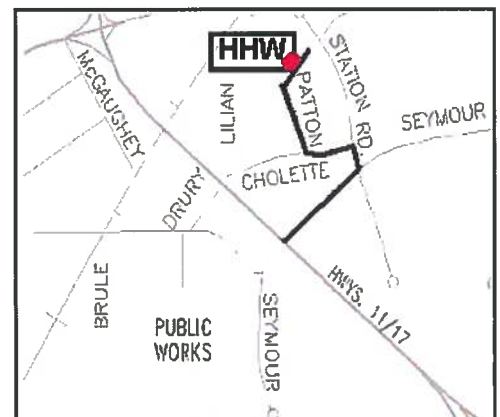
IT IS OPEN YEAR ROUND – WEDNESDAY TO SATURDAY FROM 8 A.M. TO 6 P.M.

THERE IS NO ADDITIONAL CHARGE FOR THE USE OF THIS SITE BY TOWNSHIP OF NIPISSING RESIDENTS UNDER AN AGREEMENT MAINTAINED BY THE TOWNSHIP AND THE CITY OF NORTH BAY.

THE TOWNSHIP OF NIPISSING THANKS YOU FOR YOUR COOPERATION AND UNDERSTANDING.



Please do NOT place household garbage in the Recycling Bins or mixed in with Recycling material. This creates more sorting for the Recycling Contractor and places us at risk for higher collection fees.



The Recycling Guide is available for downloading from our website www.nipissingtownship.com under the Garbage & Recycling tab.

EDUCATION CORNER – TRAILERS AND ZONING

The parking and storage of trailers, motor homes, truck campers, tent trailers and travel trailers is only permitted in the following instances:

- 1) The property is specifically zoned for such use (Example - Resort Commercial (C3)).
- 2) The property has a dwelling and the item to be parked or stored is owned by the occupant of the lot.

On residential properties, the follow restrictions also apply:

- 3) On a residential lot, a maximum of one trailer or motor home is permitted.
- 4) The trailer or motor home must be located in front of the dwelling; or on a corner lot, may be located between the house and the side road.

Please ensure that you are parking and storing your trailers, motor homes , truck campers, tent trailers and travel trailers in an appropriate manner to promote consistent property standards Township wide.

The summary was developed based on the information referenced in the Township of Nipissing Zoning By-law 2012-12 which is available on the website at: www.nipissingtownship.com

DEFINITIONS

TRAILER, TRAVEL OR TENT means any trailer which is designed to be temporarily utilized for living, shelter and sleeping accommodation, with or without cooking facilities and which has running gear and towing equipment that is permanently attached and is not permanently affixed to the ground.

RECREATIONAL VEHICLE means any vehicle so constructed that it is used for temporary eating and sleeping accommodation for travel, vacation and/or recreational use, or as further defined in the Motor Vehicles Act for Ontario. Such vehicle shall include tourist trailers, motorized homes, tent trailers and campers mounted on motorized vehicles.

MOBILE HOME means any dwelling that is designed to be mobile, and constructed or manufactured to provide a permanent residence for one or more persons certified in accordance with C.S.A. Standard Z240 or 241, but does not include a travel trailer or tent trailer or trailer otherwise designed.

REFERENCE TO ZONING BY-LAW 2012-12

3.46 TRAILERS, MOTOR HOMES, AND CAMPERS

The parking and storage of trailers, motor homes, truck campers, tent trailers and travel trailers shall be prohibited in all Zones except where such parking or storage is a permitted use in accordance with this By-law or is accessory to a dwelling located on the lot and the trailer, motor home, or camper is owned by the occupant of the lot. Where permitted on a residential lot, a maximum of one trailer or motor home in the front, or exterior side lot is permitted to be parked or stored.

Owners of residential lots are only permitted to have one trailer or motor home parked or stored on their property. The trailer or motor home must be parked or stored in the front or exterior side lot.

3.47 TRAILER PARK AND PRIVATE RECREATIONAL USES

Unless specifically permitted by this By-law, the establishment of trailer parks, mobile home parks, summer camps, private clubs, commercial clubs, camping establishments or private recreational parks shall be prohibited within the area covered by this By-law.

3.35 PROHIBITED USES

The use of a recreational vehicle or mobile home for human habitation shall be prohibited within the area covered by this By-law, except in a Zone where such uses are specifically permitted.

NOTICE OF VOTE

WHEREAS more candidates have been nominated to each of the following offices than the number required to fill such offices;

NOTICE is hereby given that voting will be held upon the dates and at the times and places stated in this notice for the purpose of electing the holders of such offices.

OFFICES FOR WHICH VOTING TO BE HELD

1 – TRUSTEE

NEAR NORTH DISTRICT SCHOOL BOARD – Zone 3

1 – TRUSTEE

NIPISSING-PARRY SOUND CATHOLIC DISTRICT SCHOOL BOARD

-East and South of the City of North Bay

ADVANCE VOTING

Saturday, October 11, 2014 from 9:00 a.m. to 8:00 p.m.

Voting Location: Township of Nipissing Office, 45 Beatty Street, Nipissing, Ontario

REGULAR VOTING

Regular voting will be held from 10:00 a.m. to 8:00 p.m. on Monday, October 27, 2014.

Voting Location: Township of Nipissing Office, 45 Beatty Street, Nipissing, Ontario

PROXY APPLICATIONS

Proxy Applications will be accepted at the Clerk's Office during regular office hours and on the day of the Advance Vote from noon to 5:00 p.m. at the Clerk's Office. The last day for making application to the Clerk for a certificate to vote by proxy is Monday, October 27, 2014.

GIVEN UNDER MY HAND THIS 17TH DAY OF SEPTEMBER, 2014.

CHARLES BARTON, CAO-CLERK

BOARDS AND COMMITTEES OF COUNCIL

Nipissing Township is fortunate to have a committed, dedicated group of volunteers. Currently the Recreation Committee is recruiting additional members. If you are interested in this Committee or would like more information, please contact the Township Office at 705-724-2144 or admin@nipissingtownship.com.

Benefits of Volunteering

Volunteers help improve quality of life for others. They also gain valuable experience and develop new skills. As well, studies show that involved Canadians enjoy an improved overall health.

Township of Nipissing Recreation Committee presents:

Family Fun Halloween Party

When: Friday, October 24, 2014

Time: Party starts at 6:00 p.m., Movie starts at 6:30 p.m.

Where: Township of Nipissing Community Centre, 2381 Highway 654

Fun, Treats and a Movie!

Please sign up if you plan to attend. Sign-up sheets are located at Foote's General Store, Young's South Shore Centre and the Nipissing Post Office.



Happy Halloween